


# Slack

Slack is a messaging platform mostly used for business collaboration but we are using it for communication, support and fun! Once you are in you can visit the virtual “School” and watch videos that will show you how to do many things.

This document is designed to explain how to get into the Rekindle Slack platform. You can engage with Slack on a Computer, a Smartphone, a Tablet or all three. These instructions are for a computer. Smartphone and Tablet are similar but first you will need to have downloaded the Slack app from the app store (iPhone or iPad) or Google Play (Android phone or tablet) We will show you/assist with this.




You will receive an email.

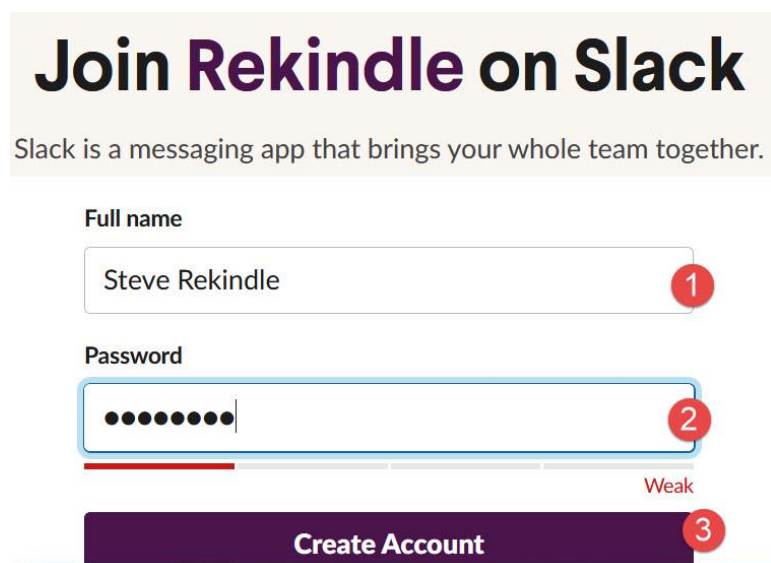
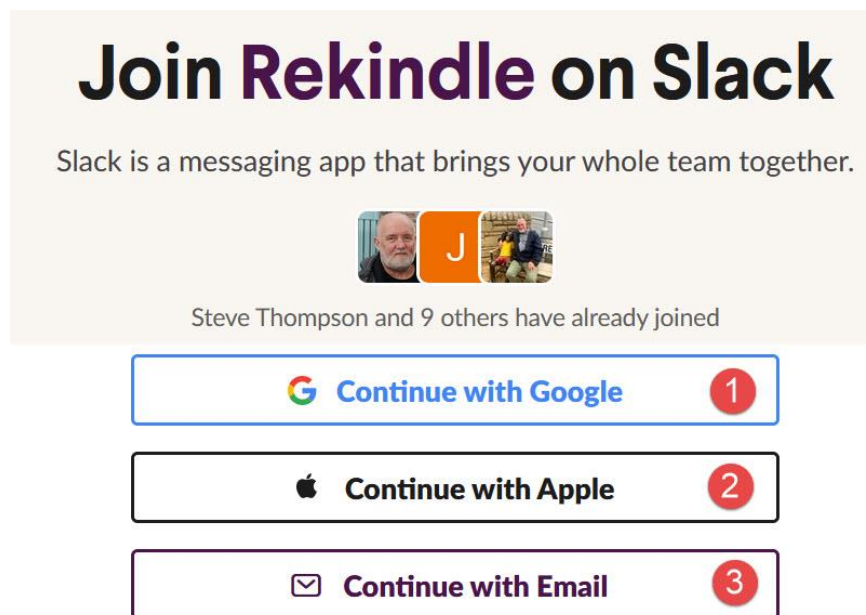
Open that email and you should see this (below) Click on JOIN NOW.

## Join your team on Slack

Steve Thompson (:[steve\\_thompson@middlesbrough.gov.uk](mailto:steve_thompson@middlesbrough.gov.uk)) has invited you to use Slack with them, in a workspace called **Rekindle**.



Next you will see the screen below. Probably the best choice now is (3) CONTINUE WITH EMAIL. Click on that option and enter your email address and choose a good password (write it down in a notebook)



Next it may ask you to add teammates. This is not applicable to you so click "I'll do this later" (you most probably never will)

## Choose a few of the people you work with

We'll put their names in your sidebar, so you can easily start a conversation. (This won't message or notify them, though.)



Now it asks you to launch Rekindle. Here are the differences between Computer, smartphone and tablet. You can download the Slack APP for computer but for now choose “use Slack in your browser”

## Launching Rekindle



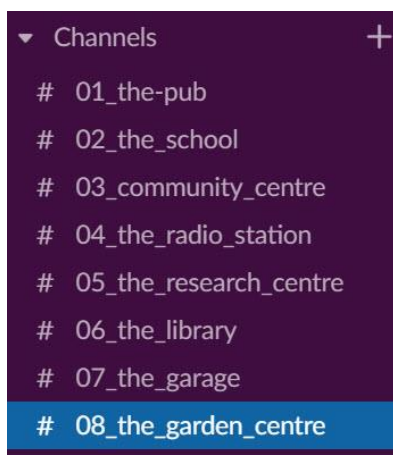
Click "Open Slack" to launch the desktop app.  
Not working? You can also [use Slack in your browser.](#)

Next, you'll see “Welcome to Slack”. Click on let's do it.

## Welcome to Slack.



Let's Do It



Now you are in slack. To the left you can see the channels. You are initially in the pub. Get yourself out of there and into the school where there are videos to explain how to do digital things including how to use Slack. Have fun.

The image below shows you are in the “Pub” channel. At the foot of the messages from other folks there is a box (1) you can enter a message here. Press the “send” icon (2) will post the message in that channel

